

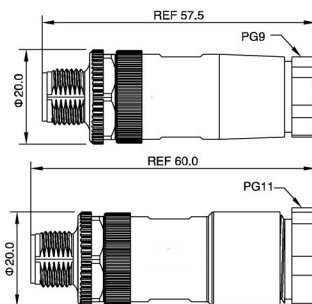


## M12 Male Field Wirable Assembly, Straight, Screw joint, S-coding

- Connector series: M12
- Gender: Male
- Coding: S
- Locking type: Fix screw
- Mounting type: Straight
- Part No.: MB12MWSFHD\*\*ST-X

\*\* refers to pins number

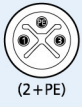

X refers to cable gland size: 3=PG9, 7=PG11



### General information

Standard:	IEC 61076-2-111	Insulation resistance:	≥ 100MΩ
Ambient temperature:	-25°C~ +90°C	Contact resistance :	≤ 5mΩ
Connector insert:	PA	Shielding:	Unavailable
Connector contacts:	Brass with gold plated	Suitable cable Dia:	PG9: 6-8mm / PG11: 8-10mm
Connector nut/screw:	Zinc alloy with nickel plated	IP rating:	IP68 in locked condition
Connector body:	PA+GF	Assembly instruction:	Refer to page 284
Seal / O-ring:	FKM	Mating endurance:	>500 cycles

### Electrical data & Mechanical data

Contacts		Contacts termination	Rated current	Rated Voltage		Wire gauge / size		Cable jacket	Part No.
				A/C	D/C	AWG	mm <sup>2</sup>		
03 pins	 (2 + PE)	Screw joint	12A(40°C)	630V	630V	16AWG	1.5	PUR/PVC or customized	MB12MWSFHD03ST-3
04 pins	 (3 + PE)	Screw joint	12A(40°C)	630V	630V	16AWG	1.5	PUR/PVC or customized	MB12MWSFHD04ST-7

### Remarks

- Please refer to Page 578 for the Conversion between American Wire Gauge AWG and Wire Cross-section mm<sup>2</sup>.
- Please refer to Page 96 for products' part number encoding rule.